

## Latches

### SPECIFICATION

#### Types

- Type **SG**: with star knob
- Star knob DIN 6336
- Plastic (Polyamide PA)
- black, matt
- Cam latch
- Sheet Steel
- zinc plated, blue passivated
- Bolt and distance piece
- Steel
- zinc plated, blue passivated

### INFORMATION

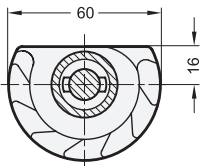
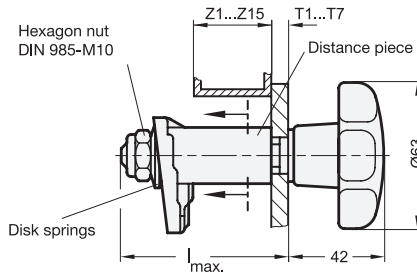
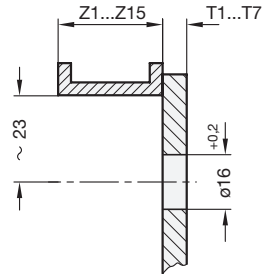
Latches GN 117 are vibration proof and they have a pulling-in range of 10 mm. Locking is achieved by turning the knob clockwise. Attention is drawn to its simple and hence cost saving installation.

### TECHNICAL INFORMATION

- List of latch types (see page 1456)
- Plastic characteristics (see page A2)

### CONSTRUCTION AND ASSEMBLY INSTRUCTIONS

By turning the latch clockwise the stepped and spring loaded cam latch moves up behind the door frame and pulls the door in. The large pulling-in range of the cam (10 mm) allows these locks to be used successfully on doors with sealing strips. When selecting distance „Z“ the thickness of the door seal might have to be taken into consideration. The spring loaded cam (disc spring) prevents the door from opening under vibration. A hole of 16 mm  $\varnothing$  is required in the door at a distance of 23 mm from door frame to hole centre. The bolt is inserted from the front. The distance piece, cam latch and disc springs follow on the shaft on the inside in that sequence. The self-locking nut is fitted with a torque to allow free movement of the latch.



GN 117

T+Z	l max.
≤ 13.5	31
≤ 18	35.5
≤ 22.5	40
≤ 27	44.5
≤ 31.5	49
≤ 36	53.5
≤ 40.5	58
≤ 45	62.5
≤ 49.5	67
≤ 54	71.5
≤ 58.5	76
≤ 63	80.5

GN 117

Description	Door thickness	Door frame thickness	⚖️
GN 117-SG-T1-Z1	1.5-3	0-9	120
GN 117-SG-T1-Z2	1.5-3	3-12	140
GN 117-SG-T1-Z3	1.5-3	6-15	152
GN 117-SG-T1-Z4	1.5-3	9-18	160
GN 117-SG-T1-Z5	1.5-3	12-21	160
GN 117-SG-T1-Z6	1.5-3	15-24	180
GN 117-SG-T1-Z7	1.5-3	18-27	200
GN 117-SG-T1-Z8	1.5-3	21-30	160
GN 117-SG-T1-Z9	1.5-3	24-33	160
GN 117-SG-T1-Z10	1.5-3	27-36	180
GN 117-SG-T1-Z11	1.5-3	30-39	180
GN 117-SG-T1-Z12	1.5-3	33-42	218
GN 117-SG-T1-Z13	1.5-3	36-45	220
GN 117-SG-T1-Z14	1.5-3	39-48	224
GN 117-SG-T1-Z15	1.5-3	42-51	200
GN 117-SG-T2-Z1	3-4.5	0-9	148
GN 117-SG-T2-Z2	3-4.5	3-12	150
GN 117-SG-T2-Z3	3-4.5	6-15	155
GN 117-SG-T2-Z4	3-4.5	9-18	170
GN 117-SG-T2-Z5	3-4.5	12-21	160
GN 117-SG-T2-Z6	3-4.5	15-24	200
GN 117-SG-T2-Z7	3-4.5	18-27	180
GN 117-SG-T2-Z8	3-4.5	21-30	190
GN 117-SG-T2-Z9	3-4.5	24-33	208
GN 117-SG-T2-Z10	3-4.5	27-36	210
GN 117-SG-T2-Z11	3-4.5	30-39	214
GN 117-SG-T2-Z12	3-4.5	33-42	180
GN 117-SG-T2-Z13	3-4.5	36-45	220
GN 117-SG-T2-Z14	3-4.5	39-48	224
GN 117-SG-T2-Z15	3-4.5	42-51	228
GN 117-SG-T3-Z1	4.5-6	0-9	140
GN 117-SG-T3-Z2	4.5-6	3-12	150
GN 117-SG-T3-Z3	4.5-6	6-15	160
GN 117-SG-T3-Z4	4.5-6	9-18	192
GN 117-SG-T3-Z5	4.5-6	12-21	196
GN 117-SG-T3-Z6	4.5-6	15-24	170
GN 117-SG-T3-Z7	4.5-6	18-27	203
GN 117-SG-T3-Z8	4.5-6	21-30	204
GN 117-SG-T3-Z9	4.5-6	24-33	208
GN 117-SG-T3-Z10	4.5-6	27-36	213
GN 117-SG-T3-Z11	4.5-6	30-39	200
GN 117-SG-T3-Z12	4.5-6	33-42	218
GN 117-SG-T3-Z13	4.5-6	36-45	223
GN 117-SG-T3-Z14	4.5-6	39-48	224
GN 117-SG-T3-Z15	4.5-6	42-51	228
GN 117-SG-T4-Z1	6-7.5	0-9	140
GN 117-SG-T4-Z2	6-7.5	3-12	160
GN 117-SG-T4-Z3	6-7.5	6-15	189
GN 117-SG-T4-Z4	6-7.5	9-18	192
GN 117-SG-T4-Z5	6-7.5	12-21	199
GN 117-SG-T4-Z6	6-7.5	15-24	200
GN 117-SG-T4-Z7	6-7.5	18-27	203
GN 117-SG-T4-Z8	6-7.5	21-30	206

GN 117

Description	Door thickness	Door frame thickness	⚖️
GN 117-SG-T4-Z9	6-7.5	24-33	208
GN 117-SG-T4-Z10	6-7.5	27-36	213
GN 117-SG-T4-Z11	6-7.5	30-39	217
GN 117-SG-T4-Z12	6-7.5	33-42	218
GN 117-SG-T4-Z13	6-7.5	36-45	180
GN 117-SG-T4-Z14	6-7.5	39-48	226
GN 117-SG-T4-Z15	6-7.5	42-51	228
GN 117-SG-T5-Z1	7.5-9	0-9	147
GN 117-SG-T5-Z2	7.5-9	3-12	187
GN 117-SG-T5-Z3	7.5-9	6-15	180
GN 117-SG-T5-Z4	7.5-9	9-18	175
GN 117-SG-T5-Z5	7.5-9	12-21	199
GN 117-SG-T5-Z6	7.5-9	15-24	203
GN 117-SG-T5-Z7	7.5-9	18-27	160
GN 117-SG-T5-Z8	7.5-9	21-30	206
GN 117-SG-T5-Z9	7.5-9	24-33	211
GN 117-SG-T5-Z10	7.5-9	27-36	213
GN 117-SG-T5-Z11	7.5-9	30-39	180
GN 117-SG-T5-Z12	7.5-9	33-42	221
GN 117-SG-T5-Z13	7.5-9	36-45	223
GN 117-SG-T5-Z14	7.5-9	39-48	226
GN 117-SG-T5-Z15	7.5-9	42-51	231
GN 117-SG-T6-Z1	9-10.5	0-9	185
GN 117-SG-T6-Z2	9-10.5	3-12	187
GN 117-SG-T6-Z3	9-10.5	6-15	171
GN 117-SG-T6-Z4	9-10.5	9-18	140
GN 117-SG-T6-Z5	9-10.5	12-21	200
GN 117-SG-T6-Z6	9-10.5	15-24	203
GN 117-SG-T6-Z7	9-10.5	18-27	206
GN 117-SG-T6-Z8	9-10.5	21-30	208
GN 117-SG-T6-Z9	9-10.5	24-33	213
GN 117-SG-T6-Z10	9-10.5	27-36	216
GN 117-SG-T6-Z11	9-10.5	30-39	217
GN 117-SG-T6-Z12	9-10.5	33-42	202
GN 117-SG-T6-Z13	9-10.5	36-45	200
GN 117-SG-T6-Z14	9-10.5	39-48	226
GN 117-SG-T6-Z15	9-10.5	42-51	229
GN 117-SG-T7-Z1	10.5-12	0-9	185
GN 117-SG-T7-Z2	10.5-12	3-12	160
GN 117-SG-T7-Z3	10.5-12	6-15	160
GN 117-SG-T7-Z4	10.5-12	9-18	195
GN 117-SG-T7-Z5	10.5-12	12-21	202
GN 117-SG-T7-Z6	10.5-12	15-24	180
GN 117-SG-T7-Z7	10.5-12	18-27	205
GN 117-SG-T7-Z8	10.5-12	21-30	210
GN 117-SG-T7-Z9	10.5-12	24-33	213
GN 117-SG-T7-Z10	10.5-12	27-36	216
GN 117-SG-T7-Z11	10.5-12	30-39	220
GN 117-SG-T7-Z12	10.5-12	33-42	221
GN 117-SG-T7-Z13	10.5-12	36-45	224
GN 117-SG-T7-Z14	10.5-12	39-48	229
GN 117-SG-T7-Z15	10.5-12	42-51	231



Latches 13